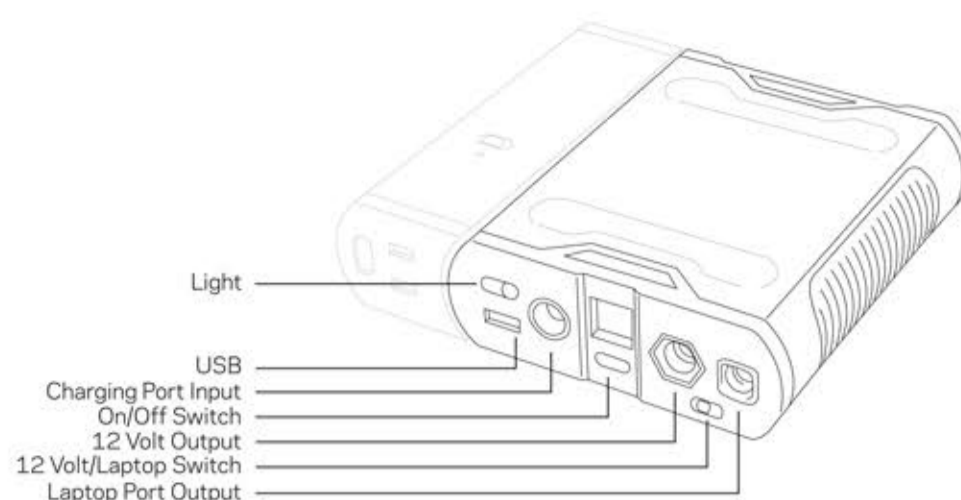


Technical Specifications	
We recommend that you leave your Sherpa 50 plugged in between uses. If this is not possible, charge it every 3-4 months.	
Charging With:	Approximate Charge Times
AC Wall Charger	3 hours
Goal Zero Nomad 13	8-16 hours
Goal Zero Nomad 20	6-12 hours
Light	
LED (Output)	100mW, white LED
Inputs	
Charging Port (8mm, blue)	14-25V, up to 2A (30W max)
Outputs	
USB Port	5V, up to 1.5A (7.5W max), regulated
12V Port (6mm, green)	12V, up to 8A (100W max), regulated
Sidcar Port (9mm)	9-13V, up to 10A (100W max)
Laptop Port (7.4mm, orange)	19V, up to 5A (100W max), regulated
110V AC Inverter (sold separately)	110V, up to 0.7A (75W max), 60Hz, modified sine wave
220V AC Inverter (sold separately)	220V, up to 0.35A (75W max), 50Hz, modified sine wave

Internal	
Cell Chemistry	Li-ion NMC
Cell Type	18650 by LG chem/samsung
Pack Capacity	58Wh (11V, 5200mAh)
Single Cell Equivalent Capacity	15600mAh at 3.7V
Lifecycles	Hundreds of Cycles
Shelf-life	Charge every 3-6 months
Fuses	15A, user replaceable fuse
Management System	Charging and low-battery protection built-in
General	
Chainable	Yes
Weight	1.2lbs (544 g)
Dimensions	4.5 x 1.5 x 5.25 in (11.4 x 3.8 x 13.3 cm)
Warranty	12 Months
Tested and Certified	CE RoHS
Operating Usage Temp.	32-104F (0-40C)



Light
USB
Charging Port Input
On/Off Switch
12 Volt Output
12 Volt/Laptop Switch
Laptop Port Output

Know Your Gear

SHERPA 50

POWER PACK

USER GUIDE

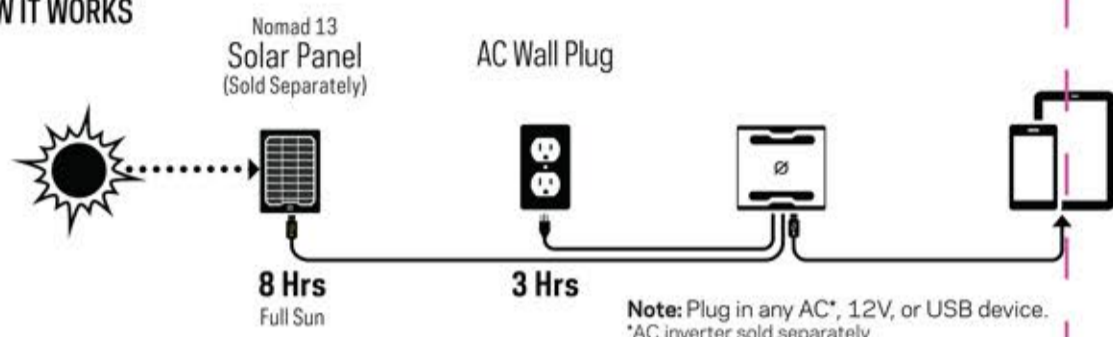
Contact Us:
Toll Free: 888-794-6250
675 W. 14600 S.
Bluffdale, UT 84065
www.GOALZERO.com

Sherpa is a trademark of Goal Zero.

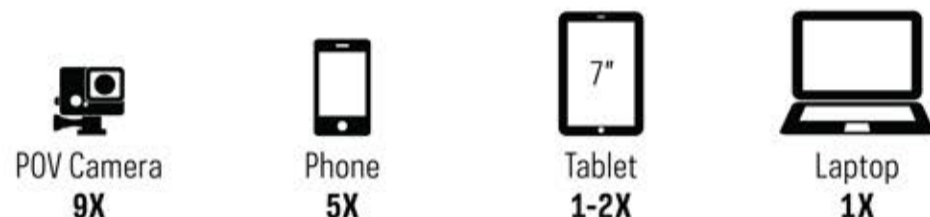
Be sure to activate your warranty at goalzero.com/warranty



HOW IT WORKS



WHAT IT POWERS



Compatible with*

Tip number refers to barrel size (in mm) and is located on the corner.
*Brand Specific tips power most laptops.

PRODUCT	TIP
Asus®	5.5
Dell™	7.4
HP®	7.4
IBM®	5.5, 8

PRODUCT	TIP
Lenovo™	5.5, 8
Panasonic®	5.5
Sony®	6
Toshiba®	5.5

Frequently Asked Questions

Q: How do I know if it is turned on?
A: Push the white power button below the LCD battery monitor and it will light up.

Q: How do I know if I have a full charge?
A: The LCD battery monitor displays charge level in 20% increments. If all areas are shaded and the monitor says "FULL", then it is charged up and ready to go.

Q: Is it waterproof?
A: No. Although the Sherpa is durable, electricity and water don't mix well. Make sure the ports are dry before using the device.

Q: Can I take the recharger on an airplane?
A: Yes, The Sherpa™ is perfect to keep your devices charged on long flights. It is TSA compliant. There is a MSDS available online if you have further questions regarding the contents of the Sherpa.

Q: How long can the Sherpa 50 hold its charge?
A: It can hold its charge for several months. However, to keep the battery healthy and ready to go, we recommend that you leave your Sherpa 50 plugged in between uses. If this is not possible, charge it every 3-4 months.

Q: What type of battery technology is it?

A: Lithium-ion NMC. It has these advantages: stores more energy; smaller and lighter watt for watt; and retains its charge even after months of storage.

Q: Can I chain multiple Sherpas together?

A: Yes. You can chain two Sherpas together through the sidcar port. Contact goalzero.com for the chaining cord.

Q: Why did it turn off automatically?

A: The Sherpa has a built-in feature that turns the unit off after a period of inactivity. This saves power. To override this mode and keep it in "always on" mode, simply hold down the power button for about 10 seconds. A small "ON" icon will appear in the upper left side of the LCD battery monitor if you are in "always on" mode. In this case, it will only turn off if it runs out of power or you turn it off.

Note for Extreme Users:

Long Term Storage: For long-term storage (up to a year), charge the Sherpa to 50% full, then remove the fuse, and store in a cool place.

This equipment has been tested and found to comply with the limits for a Class B digital device, pursuant to part 15 of the FCC Rules. These limits are designed to provide reasonable protection against harmful interference in a residential installation. This equipment generates, uses and can radiate radio frequency energy and, if not installed and used in accordance with the instructions, may cause harmful interference to radio communications. However, there is no guarantee that interference will not occur in a particular installation. If this equipment does cause harmful interference to radio or television reception, which can be determined by turning the equipment off and on, the user is encouraged to try to correct the interference by one or more of the following measures:
—Reorient or relocate the receiving antenna.
—Increase the separation between the equipment and receiver.
—Connect the equipment into an outlet on a circuit different from that to which the receiver is connected.
—Consult the dealer or an experienced radio/TV technician for help.

This device complies with part 15 of the FCC Rules. Operation is subject to the following two conditions: (1) This device may not cause harmful interference, and (2) this device must accept any interference received, including interference that may cause undesired operation.

CA012816

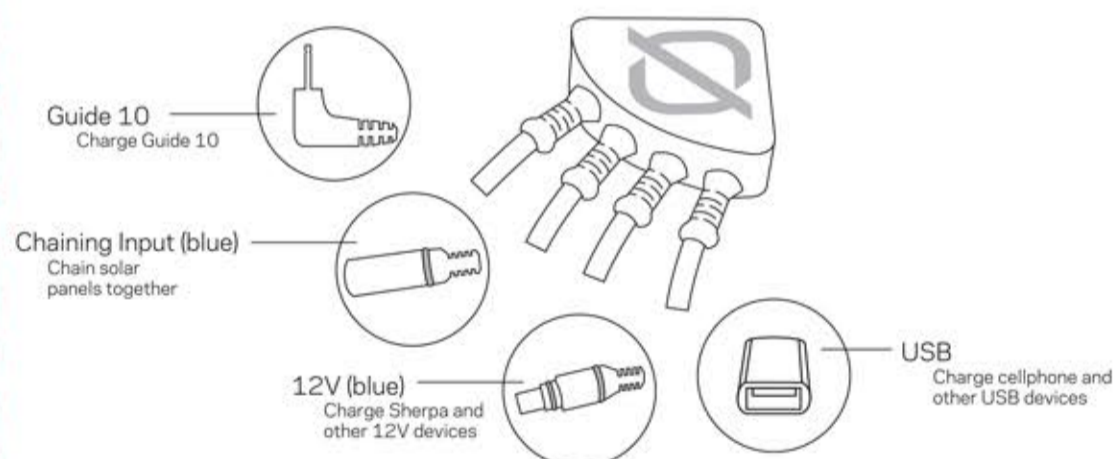
Technical Specifications	
Goal Zero Yeti 150	26-52 hrs
Goal Zero Sherpa 50 v2	8-16 hrs
Goal Zero Guide 10 Plus	2.5-5 hrs
Solar Panel	
Rated Power	13W
Open Circuit Voltage	18-22V
Cell Type	monocrystalline
Ports	
USB Port	5V, up to 1A (5W max) regulated
Solar Port (blue, 8mm)	14-22V, up to 0.9A (13W max)
Mini Solar Port (2.5mm)	6.5V, up to 1.1A (7W max) regulated

General	
Weight	1.6 lbs (726 g)
Dimensions (unfolded)	10.5 x 24 x 0.25 in (27 x 61 x 0.6 cm)
Dimensions (folded)	10.5 x 9 x 1 in (27 x 23 x 2.5 cm)
Certs	CE RoHS
Warranty	12 months

This equipment has been tested and found to comply with the limits for a Class B digital device, pursuant to part 15 of the FCC Rules. These limits are designed to provide reasonable protection against harmful interference in a residential installation. This equipment generates, uses and can radiate radio frequency energy and, if not installed and used in accordance with the instructions, may cause harmful interference to radio communications. However, there is no guarantee that interference will not occur in a particular installation. If this equipment does cause harmful interference to radio or television reception, which can be determined by turning the equipment off and on, the user is encouraged to try to correct the interference by one or more of the following measures:
—Reorient or relocate the receiving antenna.
—Increase the separation between the equipment and receiver.
—Connect the equipment into an outlet on a circuit different from that to which the receiver is connected.
—Consult the dealer or an experienced radio/TV technician for help.

This device complies with part 15 of the FCC Rules. Operation is subject to the following two conditions: (1) This device may not cause harmful interference, and (2) this device must accept any interference received, including interference that may cause undesired operation.

Power Port on Back of Solar Panel



Know Your Gear

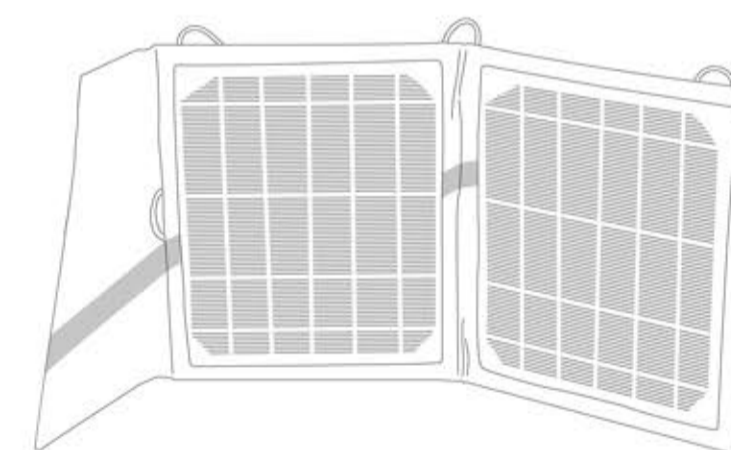
NOMAD 13

SOLAR PANEL

USER GUIDE

GOAL ZERO HEADQUARTERS
675 West 14600 South
Bluffdale, UT 84065
1-888-794-6250
Designed in the U.S.A.
Made in China

Nomad is a trademark of Goal Zero.
Be sure to activate your warranty at goalzero.com/warranty




CHARGE

From the sun.
Angle the panel towards the sun.

1

POWER
Plug in any USB or 12V device.



2



REPLENISH

To stay prepared
keep devices plugged into USB
or solar panel.

3

Frequently Asked Questions

Q: Does the solar panel hold a charge?
A: No, the panel produces power only when it is exposed to sunlight. To generate the most power, angle the panel towards the sun. This improves your ability to collect power from the sun. Note: Clouds and windows affect collection efficiency. If you would like to store solar power, combine the Nomad 13 with the Sherpa 50 Power Pack.

Q: What can I charge directly from the solar panel?

A: USB and 12V devices like cellphones, GPS and iPods. You can plug in a 12V device and a USB device at the same time, however, you will slow down the charge time for both devices.

Q: Is the solar panel waterproof?

A: It is weather-resistant and will not be harmed if exposed to rain or snow.

Q: Why am I having trouble charging my cellphone?

A: Some phones require very specific and constant power. Try changing the angle of your panel and re-plugging in your phone. Most charging issues are overcome by incorporating a Goal Zero portable recharger like a Sherpa.

Q: Can I chain multiple solar panels together?

A: Yes. Chaining additional solar panels is a great way to charge your device from the sun in less time. You can chain up to four solar panels at once.



CA012816